

# Dover Pool Products

1746 Lakewood Road \* Toms River, NJ 08755  
 732-244-1444 (P) \* 732-341-1465 (F)  
 1-800-635-5467 (TF) \* Info@dovervinyl.com



## SAFETY COVER MEASURING GUIDE ORDER FORM

Order     Quote

Company Name \_\_\_\_\_ PO \_\_\_\_\_ Date \_\_\_\_\_  
 Address \_\_\_\_\_ City \_\_\_\_\_ State \_\_\_\_\_ Zip \_\_\_\_\_  
 Customer Name \_\_\_\_\_  
 Special Instructions \_\_\_\_\_

**Spacing:**    5x5     3x3

**Solid Safety Cover**

- Mesh Drain Only     With Pump  
 Green     Blue     Tan     Gray

**Shipping Instructions:**

- Customer Pick Up     UPS (If Possible)

**Anchoring System:**

- Brass Concrete Anchors     Brass Wood Deck Anchors

**Economesh Safety Cover** (Green Only)

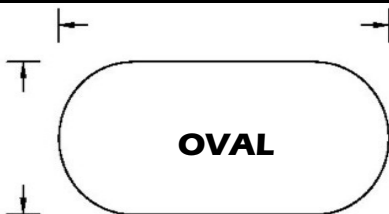
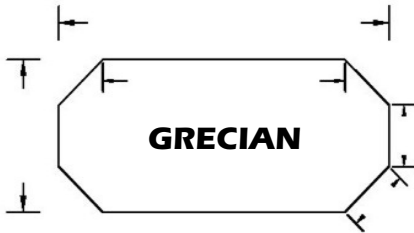
**Enduramesh Safety Cover** (Green Only)

**Extremesh® Safety Cover\***

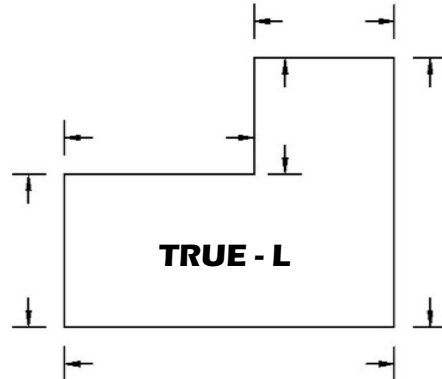
- Green     Blue     Tan     Gray

- Common Carrier     Specify \_\_\_\_\_

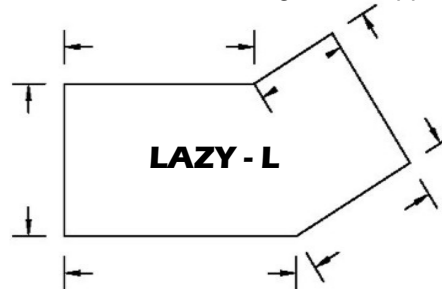
- Replacement Cover (No Anchors needed - must supply anchor location or old cover as template)



Same as drawing     Opposite of drawing



Same as drawing     Opposite of drawing



If pool has a step, indicate size, location and step material on this sheet  
 If pool has a diving board, indicate stand type and location on this sheet  
 If pool has any obstructions requiring cut-outs, indicate on page 4

\*U.S. Patent No. 6,886,187-99% shade

# MEASURING INSTRUCTIONS

## Set up "A-B" Reference Line

- ▶ Reference line must be a minimum of 20 feet long and placed at least 3 feet back from the edge of the pool. Line, if extended must not intersect pool's edge.
- ▶ Measurements will be taken from both ends of this line. There cannot be any obstructions between pool and reference line.

## Sketch Pool Layout

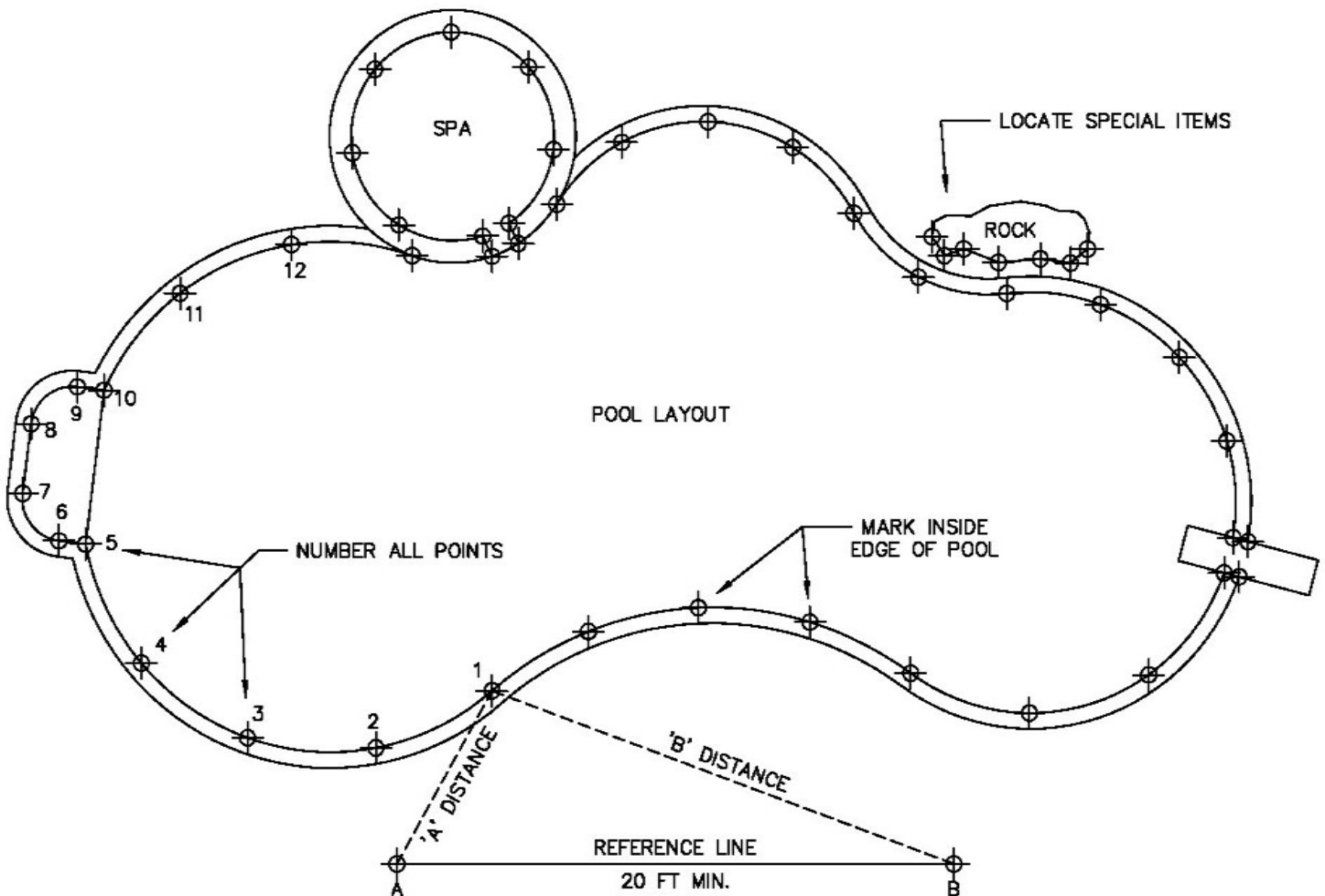
- ▶ Provide a sketch of the pool shape and show "A-B" reference line in relation to the pool.
- ▶ Locate all special items that exist at pool sight indicated on page 4.
- ▶ Provide photographs for all special items such as waterfalls, overhanging rock formations, raised walls, stepped decks, planters, etc.

## Mark Pool Edge

- ▶ Place chalk marks around the inside edge of the pool. Space these points between 2-3 feet apart.
- ▶ Mark the beginning and end of the special areas. Space additional points in these areas 12 inches apart.
- ▶ Mark all items within 3 feet of the pool that are not removable.
- ▶ Number all points on and around the pool.

## Measure Distances

- ▶ Measure from the each end of the "A-B" reference line to each point around the pool.
- ▶ Record all distances in the numbered columns. Each numbered point must have an "A" and "B" distance.



FILL IN A TO B DISTANCES IN COLUMNS BELOW  
 SKETCH SHAPE OF POOL ON GRID BELOW

PT	A	B
1		
2		
3		
4		
5		
6		
7		
8		
9		
10		
11		
12		
13		
14		
15		
16		
17		
18		
19		
20		

PT	A	B
21		
22		
23		
24		
25		
26		
27		
28		
29		
30		
31		
32		
33		
34		
35		
36		
37		
38		
39		
40		


PT	A	B
41		
42		
43		
44		
45		
46		
47		
48		
49		
50		
51		
52		
53		
54		
55		
56		
57		
58		
59		
60		

PT	A	B
61		
62		
63		
64		
65		
66		
67		
68		
69		
70		
71		
72		
73		
74		
75		
76		
77		
78		
79		
80		

SHOW LOCATIONS OF POINTS A & B IN RELATION TO POOL. DISTANCE FROM A-B = \_\_\_\_\_

OVER ALL LENGTH = \_\_\_\_\_ PT. \_\_\_\_\_ TO PT. \_\_\_\_\_

OVER ALL WIDTH = \_\_\_\_\_ PT. \_\_\_\_\_ TO PT. \_\_\_\_\_



# Additional Information Checklist

The checklist below refers to items commonly found on pool sites. If the item can be removed (ex. pool ladder) answer the question "No." if the item falls within 3 feet of the edge of the pool answer the question "Yes." The cover may need to be designed to go around the item. These items must be noted on your pool sketch and accurate "A-B" measurements taken. Photographs are required for rock formations, waterfalls, raised walls, etc.

	Yes	No		Yes	No
<b>1. Are there any ladders?</b>	<input type="checkbox"/>	<input type="checkbox"/>	<b>9. Are any walls raised?</b>	<input type="checkbox"/>	<input type="checkbox"/>
How far do they extend into the pool?	_____		How far above the deck? ("A-B" dimensions and photo required)	_____	
<b>2. Are there any handrails?</b>	<input type="checkbox"/>	<input type="checkbox"/>	<b>10. Are there any waterfalls?</b>	<input type="checkbox"/>	<input type="checkbox"/>
How far do they extend into the pool?	_____		"A-B" dimensions and photo required	_____	
<b>3. Are there any grabrails?</b>	<input type="checkbox"/>	<input type="checkbox"/>	<b>11. Are there any rock formations?</b>	<input type="checkbox"/>	<input type="checkbox"/>
How far do they extend into the pool?	_____		"A-B" dimensions and photo required	_____	
<b>4. Is there a fill spout?</b>	<input type="checkbox"/>	<input type="checkbox"/>	<b>12. Is the deck less than 3 feet wide?</b>	<input type="checkbox"/>	<input type="checkbox"/>
How far does it extend into the pool?	_____		Locate all areas on sketch	_____	
<b>5. Is there a diving board?</b>	<input type="checkbox"/>	<input type="checkbox"/>	<b>13. Are there any planters?</b>	<input type="checkbox"/>	<input type="checkbox"/>
How far back from the edge of the pool?	_____		Locate all areas on sketch	_____	
<b>6. Is there a diving rock?</b>	<input type="checkbox"/>	<input type="checkbox"/>	<b>14. Are there any wooden decks?</b>	<input type="checkbox"/>	<input type="checkbox"/>
"A-B" dimensions and photo required	_____		Locate all areas on sketch	_____	
<b>7. Is there a sliding board?</b>	<input type="checkbox"/>	<input type="checkbox"/>	<b>15. Are there varying deck levels?</b>	<input type="checkbox"/>	<input type="checkbox"/>
"A-B" dimensions required	_____		"A-B" dimensions and photo required	_____	
<b>8. Is there a spa?</b>	<input type="checkbox"/>	<input type="checkbox"/>	<b>16. Any special instructions?</b>	<input type="checkbox"/>	<input type="checkbox"/>
Is the spa covered?	<input type="checkbox"/>	<input type="checkbox"/>	_____		
Is the spa raised above the deck?	<input type="checkbox"/>	<input type="checkbox"/>	_____		
How far above the deck?	_____		_____		
"A-B" dimensions required	_____		_____		

## Additional Hardware

	Quantity		Quantity
<input type="checkbox"/> Standard Deck Anchors	_____	<input type="checkbox"/> Installation Tool	_____
<input type="checkbox"/> Wood Deck Anchors	_____	<input type="checkbox"/> Grass Stakes	_____
<input type="checkbox"/> Standard Springs	_____	<input type="checkbox"/> Eyebolts	_____
<input type="checkbox"/> Short Springs	_____	<input type="checkbox"/> "D" Rings	_____
<input type="checkbox"/> Spring Covers	_____	<input type="checkbox"/> Aluminum Turnbuckles	_____
<input type="checkbox"/> Hex Key	_____	<input type="checkbox"/> Stainless Steel Cable	_____
<input type="checkbox"/> Tamping Tool	_____	<input type="checkbox"/> Cable Clamps	_____